




DC to DC Converter Board

PICTURE

NAME

FOR CASE

SPECIFICATION




GP81

- Dimensions(mm): L45x W34.14 x H18.78
- DC Input Voltage: 8V ~ 28V
- Max Output Power: 160W
- Input Current: Max. 15A
- Output Cables: Integrated with 1x big 4pin + 1x small 4pin + 1x sata cable



GP83


- Dimensions (mm): L160 x W45 x H21
- DC Input Voltage: 8V ~ 28V
- Max Output Power: 160W
- Deep-Discharge Shutdown Threshold: 11.2 V
- Input Current: Max. 15A
- Output Cables: 2 big 4pin to 2 small 4pin



GP85

GS-L01, GS-L02,
GD-L01, GA-L01
Update 21/07/08

- Dimensions (mm): L70 x W56 x H13
- DC Input Voltage: 19V
- Max Output Power: 120W
- Input Current: Max.12A
- Output Cables: 18+3pin to 20pin

PICTURE**NAME****FOR CASE****SPECIFICATION**


GP87

GN-L01, GS-L05,
GS-L06,
Standard in
GS-L08, GS-L09
Update 21/07/08

- Dimensions(mm): L56 x W30.5 x H21.5
- DC Input Voltage: 12V
- Max Output Power: 60W
- Input Current: Max. 12A
- Output Cables: Integrated with 1x 12pin (black) + 1x small 4pin + 1x sata cable, 1x internal switch

GP89

- Dimensions (mm): L115 x W27.2 x H16.2
- DC Input Voltage: 12V
- Max Output Power: 120W
- Input Current: Max. 12A
- Output Cables: Integrated with 1x big 4pin + 1 x small 4pin + 1 x sata cable



GP90S

GS-L05, GS-L06
Update 21/07/08

- Dimensions (mm): L45 x W45 x H18.78
- DC Input Voltage: 12V
- Max Output Power: 90W
- Input Current: Max.12A
- Output Cables: Integrated with 1x big 4pin (Molex) + 1x small 4pin + 1x sata cable

GP91 =
FSP090

Standard in
GS-L01, GS-L02,
GD-L01, GA-L01

- Dimensions (mm): L110 x W55 x H20
- DC Input Voltage: 19V
- Max Output Power: 90W
- Input Current: Max.19A
- Output Cables: 1x big 4pin (Molex) + 1x small 4pin, 1x 20pin

Adapter

FSP120-AAC

Fortron/Source 120W Power Adapter, AC input :100 ~240 V,
DC output :19V=6.32A, for nBox



FSP1062-CR

12V 60W Power Adapter, for nBOX GS-L05 & GS-L06,
AC Input: 100 ~ 240 V, 1.6A, 50 ~ 60Hz DC output: 12.0V,



Mounting Bracket

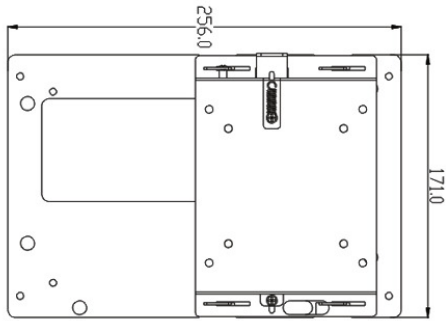
PICTURE

ITEM

MATERIALS

DIMENSIONS (mm)

APPLIED TO



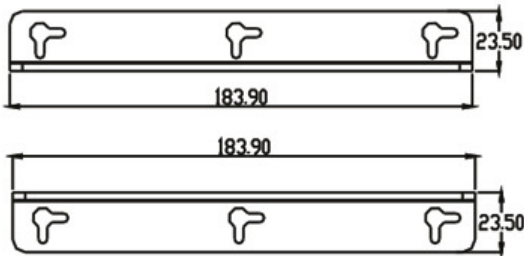
MB1

MB1

Steel

256 X 171

GS-L01,GS-L02



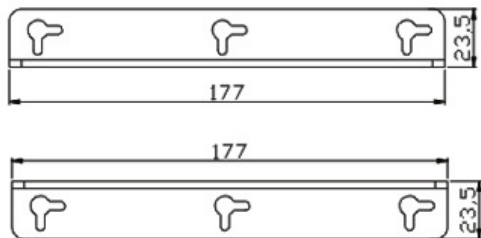
MB5

MB5

Aluminium

183.9 x 23.5 x 20

GS-L05



MB6

MB6

Aluminium

177 x 23.5 x 20

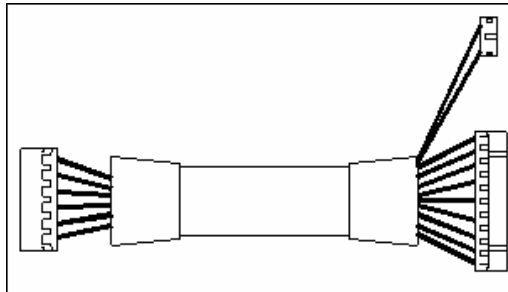
GS-L06

Power Supply Cable List (DC to MB)

PICTURE

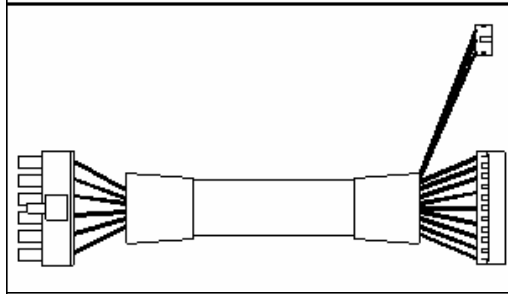
ITEM

SPECIFICATION



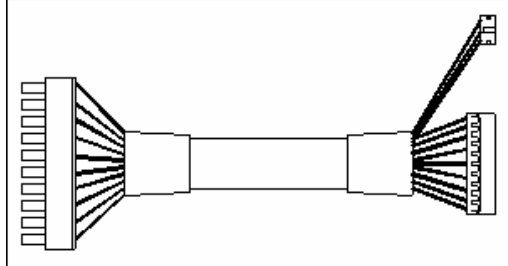
CW06

Spec.: 18+3pin to 12pin, L= 80mm
 For DC Converter: GP87
 For Case: GS-L08



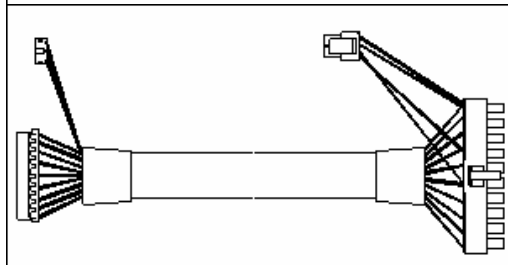
CW08

Spec.: 18+3pin to 12pin, L= 200mm
 For DC Converter: GP87
 For Case: GS-L09



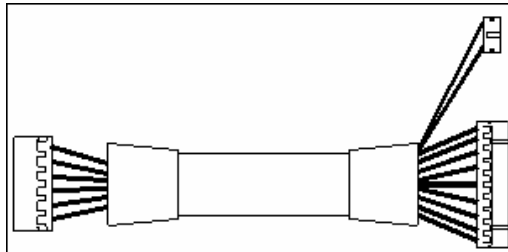
CW22

Spec.: 18+3pin to 20pin, L= 250mm
 For DC Converter: GP85 GP87
 For Case: GA-L01, GS-L01, GS-L02, GS-L06



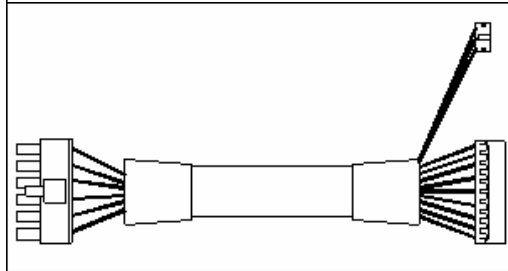
CW26

Spec.: 18+3pin to 20pin, L= 250mm
 For DC Converter: GP85 GP87
 For Case: GS-L10, GN-L01

PICTURE**ITEM****SPECIFICATION**

CW27

Spec.: 18+3pin to 12pin, L= 300mm
For DC Converter: GP87
For Case: GS-L05 (with Pico M/B)



CW28

Spec.: 18+3pin to 12pin, L= 300mm
For DC Converter: GP87
For Case: GS-L05 (with VIA NX/NR M/B)